



EST. 1926

REISTERSTOWN
LUMBER COMPANY

ARCHITECTURAL

MOULDING & MILLWORK

CATALOGUE

WINDOWS • DOORS
Andersen®



A-SERIES
WINDOWS • DOORS

Architectural style made easy.


A-SERIES WINDOWS AND DOORS

Andersen® A-Series windows and doors are based on the style of home you want. Whether it's a stately Queen Anne, a bold Modernist design or anything in between, you can now create it with the best-performing, most energy efficient products Andersen has ever offered. Don't just imagine your dream home. Build it with Andersen.




FOR NEARLY 100 YEARS WE HAVE SUPPLIED CENTRAL MARYLAND'S BUILDERS, HOMEOWNERS, AND ARCHITECTS WITH THE PRODUCTS AND SERVICES THEY NEED TO BUILD, RENOVATE, AND RESTORE.

2	CASING <i>Casing, Backband, Plinth</i>
10	BASE <i>Base, Base Cap, Shoe</i>
16	CROWN <i>Crown, Cove, Bed, Rake, Dentil</i>
28	STOOL
30	CHAIR RAIL
32	PANEL <i>Bead, Panel, Mullion, Picture</i>
35	BEAD
36	DOOR <i>Stop, Astragal, Brick</i>
37	BEADBOARD <i>Wainscot & Ceiling</i>
38	RAIL & STAIR <i>Rail, Balluster, Tread</i>
40	MISCELLANEOUS <i>Corner, Picture, Lattice, Round</i>




RLC376 1 1/16 X 2 1/4" P / S / O / M
RLC371 1 1/16 x 2 1/2" P / S
RLC370 1 1/16 x 2 3/4" P

Beaded Casing




RLC97MINI 1 1/16 x 2 1/4" S

Miniature Adam's Casing




RLC366 1 1/16 X 2 1/4" P / S / O / M
RLC361 1 1/16 x 2 1/2" P / S / M

Feather Edge Casing




RLC97 1 1/16 x 3 1/2" P / S / M

Adam's Casing




RLC361W 1 1/16 X 3 1/2" P / S / M
RLC361WW 1 1/16 x 4 1/2" S


Feather Edge Casing



RLC96 1 1/16 x 3 1/2" P / M




RLC444 14mm x 3 1/8" M



RLC327 1 1/16 x 2 1/4" P / S / O

Ranch Casing




RLC445 1 1/16 X 3 1/4" P / S / O / M
RLC99 1 1/16 x 3 1/2" P / S


Beaded Casing



RLCPC5 25mm x 3 1/2" M




RLCPC6 25mm x 4 1/2" M



RLC522 1 1/16 x 3 1/2" P



RLC472 9/16 X 2 1/2" P / S / M
RLC432 9/16 x 3 1/2" P / S




RLC8745 1 1/16 x 2 3/4" PP



RLC356 1 1/16 x 2 1/4" P / S




RLC8080 1 1/16 x 5" PP




RLC8046 1 1/16 x 4 1/2" PP



RLC8085 1 1/16 x 5 1/2" PP



RLC8096 15/16 x 2 1/2" PP




RLC8074 11/16 x 2 1/2" PP




RLC441W 25mm x 4 1/4" M



RLC8847 15/16 x 4 1/2" PP / S




RLC8711 1 3/8 x 5 1/4" PP



RLC452 1 1/16 X 2 1/2" P / S / M
RLC412 1 1/16 x 3 1/2" P
RLC432EP 9/16 x 5 1/2" P

Rounded 1 edge or rounded 2 edges




RLC8002 1 1/16 x 3 5/8" PP




RLC37 1 1/16 x 3 1/4" P / S / M



RLPC62 25mm x 4 1/2" M




RLC8003 1 1/16 x 3 3/8" PP



RLC535 18mm x 3 1/2" M




RLC8005 9/16 x 3 1/2" PP




RLC8102 5/8 X 2 1/2" PP
RLC8079 1 1/16 x 3 1/2" PP
RLC8007 1 1/16 x 4 1/2" PP




RLC9043 25mm x 3 1/2" M



RLC9 3/4 X 2 5/8" S
RLC10 3/4 x 3 1/2" S
RLC11 1 3/16 x 3 7/8" S



RLC8130 7/8 x 2 3/4" S




RLC8131 7/8 x 3" S




RLC8100 1 3/8 x 4 3/4" PP




RLC97PL 1 3/16 x 3 7/8" S




RLC280 1 1/16" x 1 1/16" S




RLC281 1 1/16" x 1 1/16" S




RLC8009 1 1/16" x 1 3/8" PP



RLC8010 3/4" x 15/16" PP



RLC8368 1 1/16" x 1 7/16" PP



RLC713 9/16 x 3 1/4" P / S

Ranch Base



RLC163E
1 1/16 X 5 1/4" P / S / O / M

RLC163E7
1 1/16 x 7 1/4" P / M

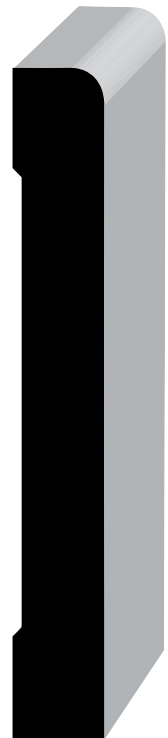
Ogee Base



RLC8174
1 1/16 x 7 1/4" PP




RLC663
9/16 x 3 1/4" P / S / M



RLC432
12mm x 3 1/2" M

Sanitary Base




RLC105-7
18mm x 7 1/4" M



RLCPB6
18mm x 5 5/8" M



RLC8173
1 1/16 x 5 1/4" PP

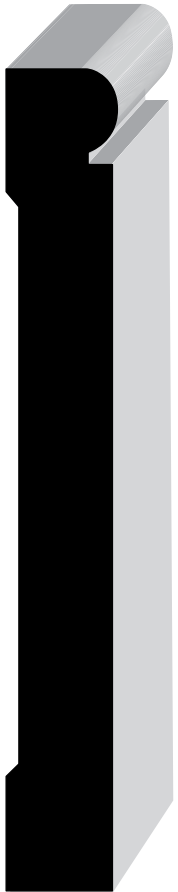


RLC623
9/16 X 3 1/4" P / S /
O / M

RLC624
9/16 x 3" P / S

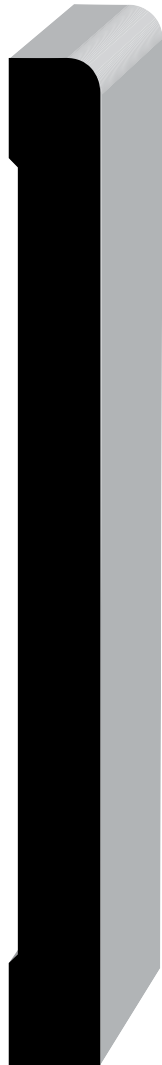
RLC622
9/16 x 3 1/2" P / S

Ogee Base




RLC750
9/16 X 4 1/4" P / S / M
RLC750W
9/16 x 5 1/4" P / S / M
RLC753
9/16 x 3 1/4" P / S / M

Beaded Base




RLC432W
12mm x 5 1/4" M

Sanitary Base



RLCPLB8
25mm x 8" M



RLCPB8
18mm x 8 1/4" M



RLCPLB9
18mm x 9" M



RLC8263
14mm x 6 1/2" M



RLC8155
1 1/16 x 5 1/4" PP



RLC9243
14mm x 5 1/4" M

BASE



RLC620 9/16 X 4 1/4" P / S / M
RLC618 9/16 x 5 1/4" P / S / M




RLC8101 1 1/16 x 5 1/4" PP



RLC412 14mm x 4 1/4" M

Ogee Base


BASE | *Shoe*



RLC126 1/2 X 3/4" P / S / O
RLC127 7/16 x 3/4" P / S / O



RLC131 7/16 x 3/4" P / S / O



HEARTH 5/8 x 1 1/2" O

Ogee Shoe



RLC8475 9/16 x 1 3/8" PP




RLC8133 1 x 1 5/8" PP



RLC8030 1 1/16 x 1 3/8" PP




RLC8045 7/8 x 2 1/2" PP




RLC8040 7/8 x 1 7/8" PP




RLC8042 1 1/16 x 1 7/8" PP / S




RLC163 1 1/16 X 1 3/8" P / S / O / M
RLC164 1 1/16 x 1 1/8" S



RLC165 1 1/16 X 1 3/8" P / S
RLC167 1 1/16 X 1 1/8" P / S




RLC8577 1 1/16 x 7/8" S




RLC426 5/8 X 1 3/8" S
RLC425 5/8 x 1 1/8" S



RLC44 11/16 x 4 1/4" P / S



RLC8032 11/16 x 5 1/4" PP




RLC47 9/16 X 4 5/8" P / S / M


RLC45 11/16 x 5 1/4" P / S / M



RLC8012 1 1/16 x 4 1/2" PP



RLC8029 1 1/16 x 5 1/8" PP






RLC271 17mm x 5 1/4" M


RLC43 25mm x 6 15/16" M

RLC270 17mm x 6 3/4" M



RLC8023 11/16 x 3 9/16" PP


RLCPCR5 18mm x 4 5/8" M



RLC8013 1 1/16 x 3 3/4" PP




RLC8399 1 1/2 x 2 1/4" PP / S



RLC8038 1 1/4 x 7 7/8" PP



RLC49 9/16 x 3 5/8" P / S / O / M







RLCPCR65 20mm x 5 5/8" M

RLCPLC712 25mm x 7 1/2" M


RLCPCR7 25mm x 7 1/4" M




RLC8478 1 1/16 x 1 1/2" PP



RLC53 9/16 X 2 5/8" P / S
RLC68 9/16 x 1 5/8" S




RLCPLC812 30mm x 8 1/2" M




RLC8097 1 1/16 x 5 1/2" PP / S

RLC8051 1 1/4 x 2 1/2" PP






RLC100 11/16 X 11/16" P / S / O
RLC101 1/2 x 1/2" S




RLC41 30mm x 6 5/16" M



RLC8050 1 7/16 x 5 1/4" PP



RLC8001 11/16 x 3 1/2" S




RLC86 9/16 x 1 5/8" S



RLC8081 1 1/16 x 4 5/8" PP



RLC8086 1 3/8 x 6" PP



RLC80 11/16 x 4 1/4" P / S



RLC286 1 1/16 x 2" P

RLC212 1 1/16 x 2 1/2" S

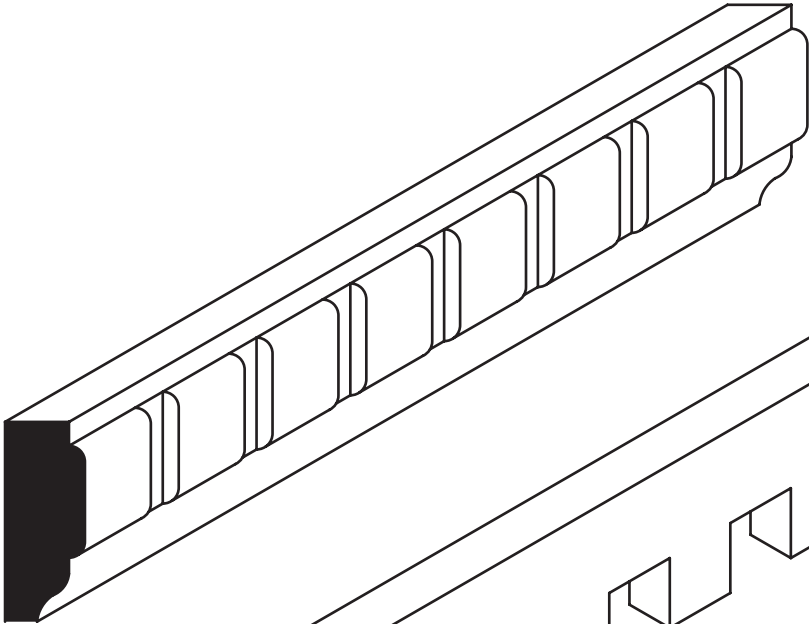
RLC287 1 1/16 x 2" P

RLC210 9/16 x 1 5/8" P / S

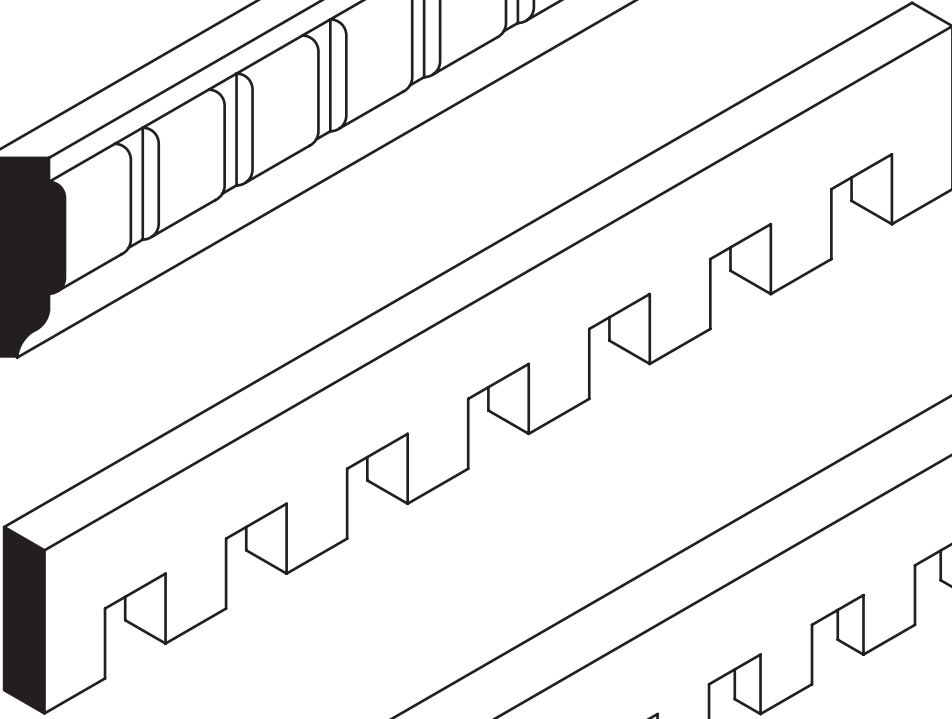


RLC70 9/16 X 2 3/4" P / S

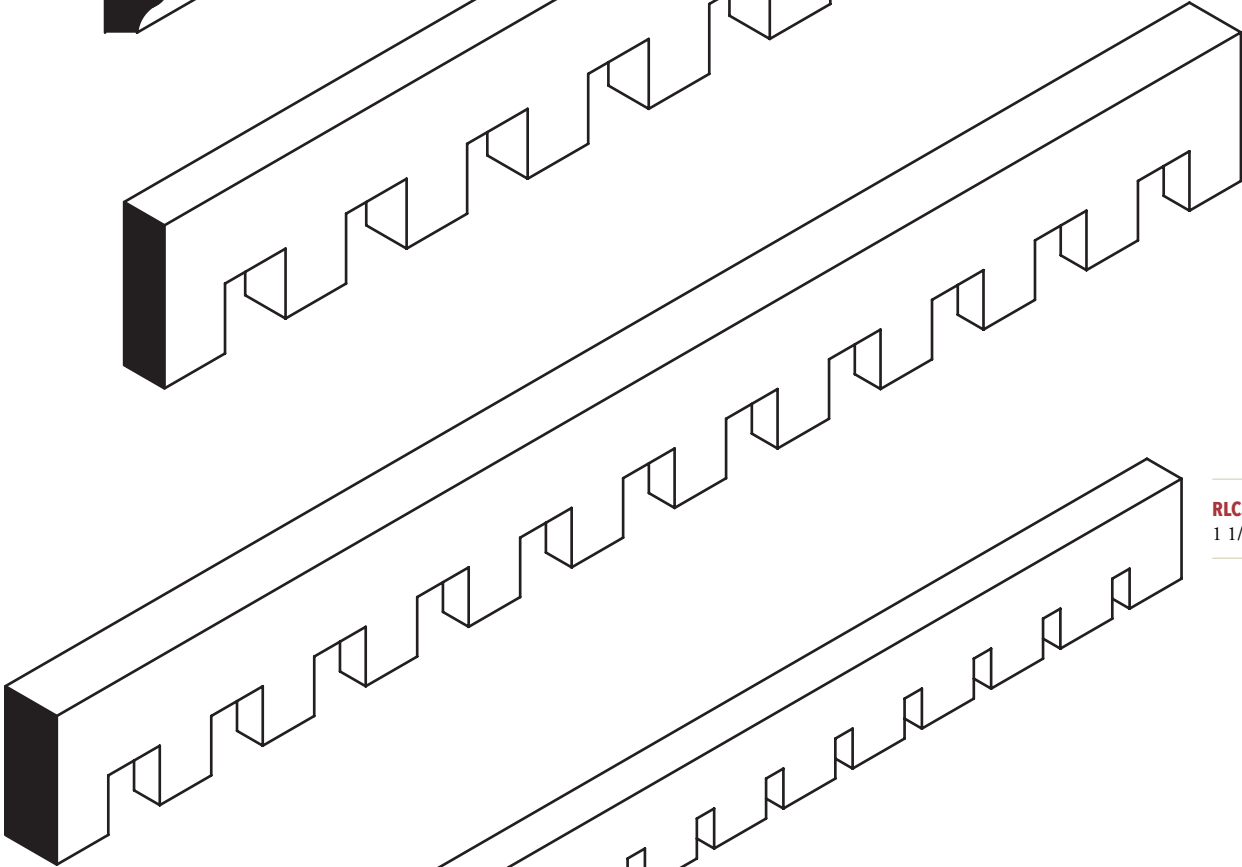
RLC75 9/16 x 1 5/8" P / S



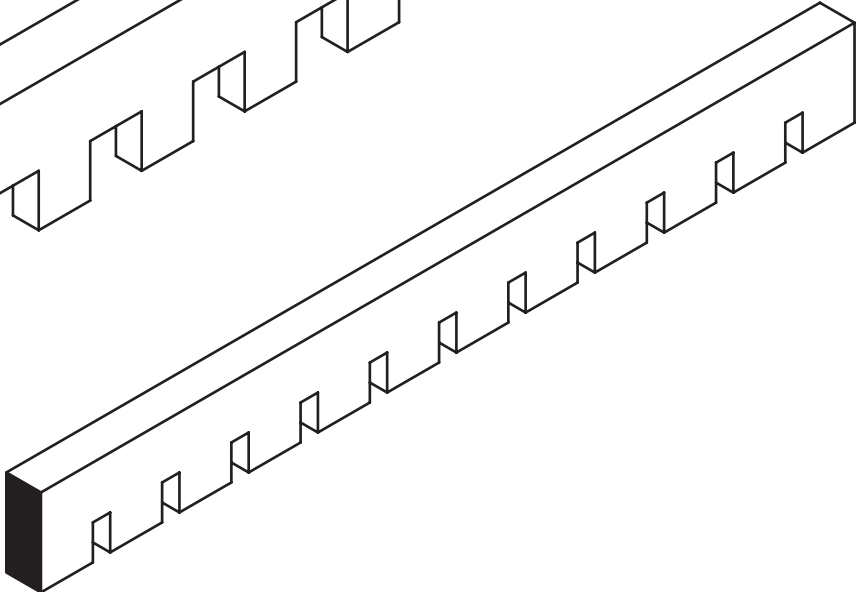
RLC735D
1 1/16 x 1 5/8" P



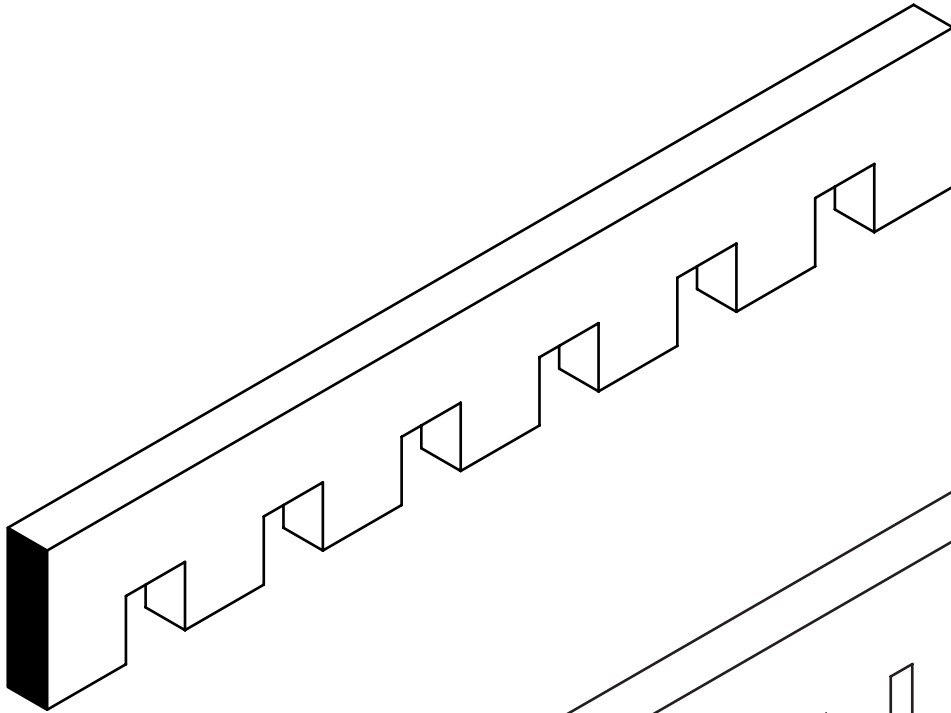
RLC36A
3/4 x 1 1/2" S



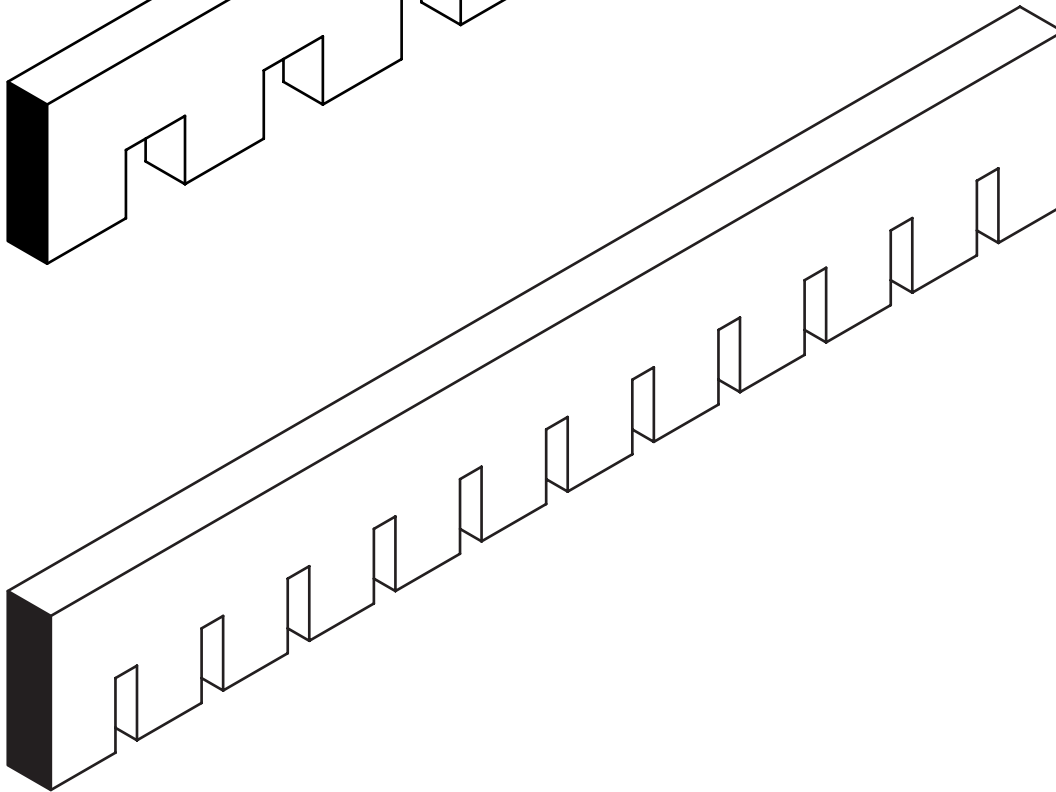
RLC34A
1/2 x 1 3/8" S



RLC33A
1 1/2 x 1 3/8" S



RLC739
1/2 x 1 3/4" S



RLC35A
1/4 x 1 3/4" S

STOOL



RLC22STOOL 3/4 x 3 7/8" S



RLCTWSTOOL 3/4 x 2 1/4" S



RLC200STOOLW 3/4 x 5 1/4" S



RLC1020 1 1/16 x 5 1/4" P



RLCTWSTOOLW 3/4 x 4 1/4" S



RLC200STOOL 3/4 x 3 1/4" S



RLC22STOOLW 3/4 x 6" S



RLC1021 11/16 X 5 1/4" P / S / M

RLC1021W 11/16 x 7 1/4" P / M


RLC1022 11/16 x 4 1/2" P / M




RLC224 9/16 x 2 1/2" S




RLC303 1 1/16 x 2 1/4" S



RLC297 11/16 x 3" P/S/O/M




RLC300 1 1/16 x 3" P/S/M



RLC301 1 1/16 x 3 3/8" S



RLC390 11/16 x 2 5/8" P/S



RLC302 1 1/16 x 2 3/4" P / S



RLC8043 1 1/4 x 2 1/2" PP / S



RLC956W 7/16 x 3 1/4" S



RLC8225 1 7/16 x 3 9/16" PP




RLC8047 1 1/4 x 3 1/2" PP



RLC956WW 7/16 x 4 1/4" P / S / M


CHAIR RAIL



RLC77 1 1/16 x 2 1/4" S




GALVIN 2 1/2" S



CURTIS 2 1/4" S

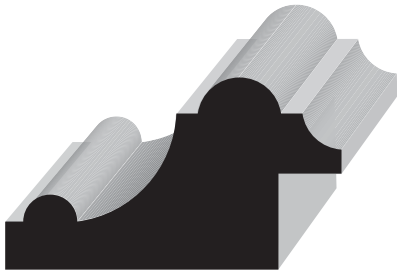
PANEL | *Picture*




RLC276 1 1/16 x 1 3/4" S




PINEAU 1 x 3-1/8" S




RLC8062 1 x 1 3/4" PP




RLC8064 1 1/4 x 2" PP



RLC184 1/2 x 1 1/2" P




RLC186 3/8 x 1 1/8" S




RLC8057 11/16 x 2 1/4" PP / S




RLC173 1/4 x 1 3/8" S



RLC8142 9/16 x 1 1/4" S



RLC3 9/16 x 1 1/2" S



RLC8132 1/2 X 3/4" S


RLC8058 7/32 x 1/2" S

RLC8700 5/16 x 7/8" S


RLC8900 9/16 x 1 1/4" S

RLC8621 11/16 x 1 1/4" S


RLC8942 11/16 x 1 3/4" PP




RLC183 9/16 x 1 1/8" S



RLC707 5/8 x 1 1/4" S



RLC1251 3/8 x 1 1/8" S



RLC957 3/8 x 1 3/8" P / S



RLC962 3/8 x 2" S



RLC956 3/8 X 2" S / P
RLC958 3/8 x 1 1/2" P / S
RLC959 3/8 x 1 1/8" S



RLC972 3/8 x 2" S



RLC982 3/8 X 2" S
RLC989 3/8 x 1 5/8" S




RLC983 1 3/8 x 3/8" S




RLC138
5/16 x 5/8" S

Screen Bead



RLC142
1/4 x 3/4" S

Screen Bead




RLC144
1/4 x 3/4" S

Screen Bead




RLC254
1/2 x 3/4" S

Parting Bead




RLC8056
5/8 x 5/8" S

Icecream Bead




RLC54CORC
1 x 1" S

Icecream Bead



RLC34CORC
3/4 x 3/4" S

Icecream Bead



RLC953
1/2 X 7/8" S

- RLC953S**
7/16 x 1 1/8" S
- RLC953W**
5/8 x 7/8" P
- RLC953WW**
7/16 x 1 3/8" S
- RLC953XW**
7/16 x 1 5/8" S
- RLC954**
1/2 x 1 1/8" S

Sash Bead



RLC146
3/4 X 3/4" S

RLC147
1/2 x 9/16" S


RLC148
3/8 x 3/8" S

Glass Bead



RLC8590
3/8 x 1/2" S


Panel Bead




RLC8449
5/8 x 1/2" S

Panel Bead

DOOR | *Stop*



- RLC856** 3/8 X 1 3/8" P / S
- RLC858** 3/8 x 1 1/8" S
- RLC855** 3/8 x 1 5/8" S



- RLC8121** 3/4 x 1 1/8" S



- RLC945** 3/8 X 1 5/8" S
- RLC946** 3/8 x 1 3/8" P / S / O
- RLC948** 3/8 x 1 1/8" S
- RLC950** 3/8 x 7/8" S
- RLC951** 3/8 x 3/4" S




- RLC886** 3/8 X 1 3/8" P / S
- RLC888** 3/8 x 1 1/8" P / S
- RLC885** 3/8 x 1 5/8" S




- RLC8120** 1/2 x 2 1/4" PP

DOOR | *Astragal*

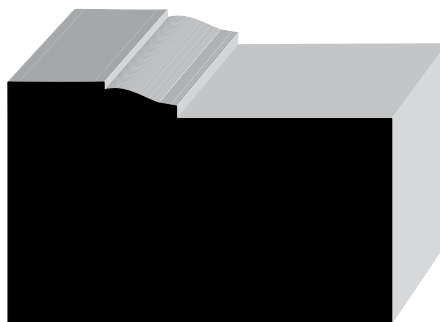


- RLC1300** 1 1/4 X 2 1/4" S
- RLC1305** 1 1/4 x 2" S

DOOR | *Brick*



- RLC174** 1 1/4 x 3 1/4" P



- RLC180** 1 1/4 x 2" P / S



1X6MH 1 1/16 x 5 1/4" *Mahogany (Meranti)*



1616ECBPL 3/4 x 5 3/8" *Primed Eastern White Pine*



1X4MH 1 1/16 x 3 1/4" *Mahogany (Meranti)*




584FC 9/16 x 3 1/4" *Douglas Fir*



1X6STKWRC 3/4 X 5 1/4" *Select Knotty Western Red Cedar*

1X6GAWRC 3/4 x 5 1/4" *Clear Western Red Cedar*




BARN 3/4 x 7 1/4" *Knotty Eastern White Pine*



4BRWRC 3 1/8 x 2 1/4"

*Spanish Cedar
Butler Valley Bottom Rail*



RLC8840 1 1/2 x 3 1/2" P / S




4TRWRC 3 1/4 x 3 1/4"


*Spanish Cedar
Butler Valley Top Rail*




RLC8841 1 1/2 x 3 1/2" P / S



RLC230 1 9/16 x 1 11/16" S




RLC231 1 9/16 x 1 11/16" S



RLC240 1 1/4 x 2 1/4" P/S

RAIL & STAIR | Tread & Nosing




RLC1030 1 1/16 x 1 1/4" S/O




RLC1060 1 1/16 X 3 1/4" S/O
RLC1060W 1 1/16 x 5 1/2" S/O


RAIL & STAIR | Balluster



- RLC236** 1 1/2 X 1 1/2" S
- RLC237** 1 1/4 x 1 1/4" P/S
- RLC238** 1 1/16 x 1 1/16" S
- RLC239** 3/4 x 3/4" S
- RLC237S4S** 1 1/4 x 1 1/4" P
- 2242WRC** 1 1/4 x 1 1/4" *Clear Western Red Cedar*




RLC201 1 1/4 X 1 1/4" X 8' S
RLC202 1 1/16 x 1 1/16" x 8' S



RLC204 1 1/4 X 1 1/4" S
RLC205 1 1/16 x 1 1/16" S
RLC206 3/4 x 3/4" S




RLC1219 11/16 x 1 5/8" S




RLC290 11/16 x 1 3/8" S



RLC295 1/2 x 1 1/8" S




RLC995 3/4 X 3/4" S
RLC996 1 x 1" S




3BAR 3 5/8 x 1 1/2" O

Red Oak



5BAR 5 3/8 x 1 5/8" O

Red Oak




8BAR 7 3/8 x 1 5/8" O

Red Oak




- RLC265** 1/4 X 1 3/4" S
- RLC265W** 1/4 x 2" S
- RLC265WW** 1/4 x 2 5/8" S
- RLC265XW** 1/4 x 5 1/4" S
- RLC266** 1/4 x 1 1/2" S / TREATED
- RLC267** 1/4 x 1 3/8" P / S
- RLC268** 1/4 x 1 1/8" S
- RLC268S** 1/4 x 7/8" S
- RLC266W** 1/4 x 1 5/8" S

MISCELLANEOUS | *Round*




- RLC232** 1 9/16" S
- RLC233** 1 1/4" S

Full Round



- RLC103** 1-1/16" P / S
- RLC104** 1" S
- RLC105** 3/4" S
- RLC106** 11/16" P / S / O
- RLC108** 1/2" S
- RLC109** 3/8" S
- RLC110** 1/4" S

Quarter Round



- RLC116** 11/16 X 1 1/2" S
- RLC120** 1/2 x 1" S
- RLC122** 3/8 x 11/16" S
- RLC124** 1/4 x 1/2" S

Half Round



13040 Old Hanover Road
Reisterstown, Maryland 21136
410.833.1300

REISTERSTOWNLUMBER.COM